



Singh Bhupinder & Co.

Chartered Accountants

10 - JAWAHAR PURI,

KANKER KHERA, MEERUT CANTT

Ph : 0121-2556170

The Managing Director
NOIDA INSTITUTE OF ENGINEERING AND TECHNOLOGY
GR NOIDA


At the instance of the Members, we have examined the annexed Balance Sheet of Meerut Institute of Engineering and Technology, Meerut as at 31st March 2021 and the annexed Income and Expenditure Account for the year ended 31st March 2021 which are in agreement with the books of accounts maintained by the said Institute.

We have obtained all the information and the explanations which to the best of our knowledge and belief were necessary for the purpose of the audit. In our opinion, proper books of account have been kept by the Institute so far as appears from our examination of the books.

In our opinion and to the best of our information and according to the explanations given to us, the said accounts give a true and fair view:

- (i) in the case of the Balance Sheet of the state of affairs of the Institute as at 31st March 2021 ;
and
- (ii) in the case of the Income and Expenditure Account of the excess of Expenditure Over Income for the year ended on that date.

Date : 31.12.2021
Place : MEERUT



For Singh Bhupinder & Co.
Chartered Accountants

(Bhupendra Singh) FCA

Prop.

M No. 076030

PAN No. AGUPS4145C

NOIDA INSTITUTE OF ENGINEERING & TECHNOLOGY, GREATER NOIDA

BALANCE SHEET AS ON 31ST MARCH 2021

PARTICULARS	SCHEDULE	31st March 2021	31st March 2020
		Rs. P.	Rs. P.
LIABILITIES			
CAPITAL FUNDS			
Corpus/General Fund	1	13,37,21,509.19	12,26,69,903.33
LOANS/BORROWINGS			
Secured Loans	2	-	-
Unsecured Loans	3	-	25,00,000.00
CURRENT LIABILITIES & PROVISIONS	4	15,85,36,625.27	12,04,41,942.97
		29,22,58,134.46	24,56,11,846.30
ASSETS			
Fixed Assets	5	18,15,02,731.12	17,00,07,268.64
WDV (Opening)		17,00,07,268.64	
Add : Addition During the year		5,51,33,032.48	
Total		22,51,40,301.12	
Less:- Sale during the year		1,01,86,603.00	
Less:- Depreciation		3,34,50,967.00	
WDV (Closing)		18,15,02,731.12	
INVESTMENTS	6	8,36,804.45	12,45,852.45
CURRENT ASSETS			
Current Assets	7	5,32,63,315.89	2,03,82,442.21
Loans & Advances	8	5,66,55,283.00	5,39,76,283.00
		29,22,58,134.46	24,56,11,846.30



DIRECTOR




MANAGING DIRECTOR

Audited as per separate report attached herewith.

Date 31.12.2021

Place Meerut



For Singh Bhupinder & Co.
Chartered Accountants

(Firm Registration No. 013436C)
(CA Bhupinder Singh)

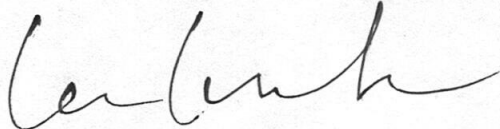
Prop.

Mem No. 076030

NOIDA INSTITUTE OF ENGINEERING & TECHNOLOGY, GREATER NOIDA
INCOME & EXPENDITURE ACCOUNT FOR THE YEAR ENDED 31ST MARCH 2021

PARTICULARS	SCHEDULE	31st March 2021 Rs. P.	31st March 2020 Rs. P.
<u>INCOME</u>			
Fee / Academic Receipt From Student	9	49,35,50,219.00	47,85,18,715.00
Grants & Donations	10	21,59,092.00	55,98,269.00
Income from Investments	11	26,22,794.01	5,28,714.48
Other Income	12	1,64,00,999.37	10,86,766.34
Consultancy Income		75,40,000.00	71,50,550.00
		52,22,73,104.38	49,28,83,014.82
<u>EXPENDITURE</u>			
Staff Payments & Benefits	13	30,77,14,295.00	23,76,44,614.00
Student Amenties	14	40,97,700.00	40,31,834.00
Laboratory Expenses		43,20,383.00	29,02,007.00
Finance Cost	15	2,60,022.52	3,52,714.62
Maintenance Cost	16	1,17,24,852.00	1,23,69,287.67
Administrative and General Expenses	17	6,49,51,076.00	7,05,48,574.66
Examination Expenses	18	56,53,057.40	2,32,843.00
Depreciation	5	3,34,50,967.00	3,14,66,875.00
		43,21,72,352.92	35,95,48,749.95
Excess of Income over Expenditure		9,01,00,751.46	13,33,34,264.87
Carried to Balance Sheet			


DIRECTOR


MANAGING DIRECTOR

Audited as per separate report attached herewith.

Date 31.12.2021
Place Meerut



For Singh Bhupinder & Co.
Chartered Accountants




Firm Registration No. 013436C)
(CA Bhupinder Singh)

Prop.
Mem No. 076030

NOIDA INSTITUTE OF ENGINEERING & TECHNOLOGY, GREATER NOIDA

Schedules forming part of the Balance Sheet as at 31st March 2021

PARTICULARS	31st March 2021 Rs. P.	31st March 2020 Rs. P.
SCHEDULE NO : 1 CORPUS/GENERAL FUND		
Corpus Fund as on 01.04.2020	12,26,69,903.33	12,74,71,230.92
Add : Excess of Income over Expenditure	9,01,00,751.46	13,33,34,264.87
Less :- Transferred to Society	7,90,49,145.60	13,81,35,592.46
	<u>13,37,21,509.19</u>	<u>12,26,69,903.33</u>
SCHEDULE NO : 2 SECURED LOAN		
Shivalik Bank OD A/c - Debit Balance	-	-
	<u>-</u>	<u>-</u>
SCHEDULE NO : 3 UNSECURED LOAN		
Neon Vincom P. Ltd	-	24,50,000.00
Hillock Stone Corporation	-	50,000.00
	<u>-</u>	<u>25,00,000.00</u>
SCHEDULE NO : 4 CURRENT LIABILITIES & PROVISIONS		
Sundry Creditors	59,43,852.50	41,76,647.00
Expenses Payable	2,22,17,654.00	1,99,83,606.00
Security Refundable	7,56,55,630.00	6,65,34,530.00
Advance Fees	1,93,000.00	
Advance From Customer(Sunstone A/c)	55,75,000.00	-
Cheque Issued But Not Presented	56,57,248.49	9,45,134.00
Cheque Recd. But Not Lodge For Collection	1,17,00,068.28	20,66,361.97
Grant of Young Scientist Scheme	2,92,000.00	4,32,000.00
Chandra Sen Hostel	3,13,02,172.00	2,63,03,664.00
	<u>15,85,36,625.27</u>	<u>12,04,41,942.97</u>
SCHEDULE NO : 6 INVESTMENTS		
FDR with bank including accrued Interest	8,36,804.45	12,45,852.45
FDR PLEDGED	-	-
	<u>8,36,804.45</u>	<u>12,45,852.45</u>
SCHEDULE NO : 7 CURRENT ASSETS		
Cash in hand	3,12,425.70	2,89,119.70
Cash at Bank	4,34,71,273.85	44,15,743.31
Advances to Supplier	68,82,367.61	65,11,728.72
Tds Recoverable	1,91,200.00	-
Security Deposit	23,26,048.73	19,32,078.73
Fees Receivables	-	72,10,935.00
Cheque Deposit But Not Clear	80,000.00	22,836.75
Prepaid Expenses	-	-
	<u>5,32,63,315.89</u>	<u>2,03,82,442.21</u>
SCHEDULE NO : 8 LOANS & ADVANCES		
	5,66,55,283.00	5,39,76,283.00
	<u>5,66,55,283.00</u>	<u>5,39,76,283.00</u>



NOIDA INSTITUTE OF ENGINEERING & TECHNOLOGY, GREATER NOIDA

Schedules forming part of the Income & Expenditure Account for the year ending as on 31st March 2021

PARTICULARS	31st March 2021 Rs. P.	31st March 2020 Rs. P.
SCHEDULE NO : 9 ACADEMIC / EDUCATIONAL RECEIPTS		
Gross Receipts	49,35,50,219.00	47,85,18,715.00
	<u>49,35,50,219.00</u>	<u>47,85,18,715.00</u>
SCHEDULE NO : 10 GRANTS & DONATIONS		
Grant receipts	21,59,092.00	55,98,269.00
	<u>21,59,092.00</u>	<u>55,98,269.00</u>
SCHEDULE NO : 11 INCOME FROM INVESTMENTS		
Bank Interest Received	24,08,550.16	2,68,040.30
Interest On FDR/TDR	1,31,969.00	1,45,351.23
Interest Recd On Elect. Security	82,274.85	1,15,322.95
	<u>26,22,794.01</u>	<u>5,28,714.48</u>
SCHEDULE NO : 12 OTHER INCOME		
Other & Misc. Income	1,64,00,999.37	10,86,766.34
PM Relief Fund	-	-
Profit on Sale of Property	-	-
	<u>1,64,00,999.37</u>	<u>10,86,766.34</u>
SCHEDULE NO : 13 STAFF PAYMENTS & BENEFITS		
Salary	30,77,14,295.00	23,76,44,614.00
	<u>30,77,14,295.00</u>	<u>23,76,44,614.00</u>
SCHEDULE NO : 14 STUDENT AMENITIES		
Student Personality Development	19,89,271.00	20,73,998.00
Scholarship Expenses	11,54,200.00	9,37,100.00
Medical & First Aid Exp.	7,43,151.00	5,98,656.00
Prize & Award Exp	2,11,078.00	4,22,080.00
	<u>40,97,700.00</u>	<u>40,31,834.00</u>
SCHEDULE NO : 15 FINANCE COST		
Bank Charges	2,60,022.52	3,52,714.62
	<u>2,60,022.52</u>	<u>3,52,714.62</u>



PARTICULARS	31st March 2021 Rs. P.	31st March 2020 Rs. P.
-------------	---------------------------	---------------------------

SCHEDULE NO : 16 MAINTENANCE COST

Repair & Maintenance Building	5,01,548.00	5,18,470.00
Repair & Maintenance Furniture	6,84,641.00	8,93,116.00
Repair & Maintenance Electric	8,38,820.00	34,107.00
Repair & Maintenance - Other	55,88,328.00	36,75,144.30
Repair & Maintenance - AC	1,21,000.00	13,000.00
Repair & Maintenance - Office	2,30,591.00	4,07,132.00
Bus Running & Maintenance	4,22,459.00	29,53,549.83
Car Running & Maintenance	13,91,358.00	25,49,846.54
Annual Maintenance Charges	19,46,107.00	13,24,922.00
	1,17,24,852.00	1,23,69,287.67

SCHEDULE NO : 17 ADMINISTRATIVE AND GENERAL EXPENSES

Advertisement Expenses	70,86,096.00	1,08,33,731.00
Admission Expenses	24,20,243.00	56,86,188.00
Accreditation inspection Expense	6,60,800.00	4,72,000.00
Affiliation Expenses	41,90,017.70	20,92,253.10
Application Fees	1,00,000.00	-
Consultancy Charges	18,03,500.00	5,46,000.00
Diesel Expense	20,70,044.01	-
Donation	2,32,000.00	10,000.00
Electricity Expenses	65,51,811.16	1,03,65,420.66
Entertainment Expenses	57,807.11	1,06,577.00
Faculty Development Expenses	3,68,660.00	3,23,113.00
Fire Safety Expenses	14,750.00	66,322.00
Freight & Cartage	51,166.00	36,005.00
Function & Festival Expenses	8,76,953.00	20,31,792.00
Gardening Expenses	1,41,959.00	1,18,465.00
Generator Expenses	10,67,587.00	24,91,910.58
Guest House Expenses	9,52,016.00	1,36,582.00
Guest Speaker Expenses	7,45,530.00	2,41,785.00
Inspection Expenses	81,077.40	41,252.00
Insurance	9,07,026.00	8,59,504.00
Interest Paid to Others	150.00	-
Internet Expenses	14,97,985.00	13,19,594.00
Journal & Books	5,89,895.00	43,920.00
Lab Expense	10,051.00	-
Legal & Professional Expenses	12,03,500.00	17,11,560.00
Library Expenses	-	1,27,300.00
Licenses Fees	1,18,000.00	4,70,000.00
Lift Charges	5,000.00	-
Membership & Subscription	26,080.00	1,73,960.00
Misc Expenses	7,490.00	19,830.00
NewsPaper & Periodicals	8,136.00	38,662.00
Pooja Expenses	60,338.00	62,666.00
Poor Welfare Expense	20,500.00	-
Postage Expenses	16,040.00	62,682.00
Printing & Stationery	10,15,833.00	43,66,284.00
Rate, Fees & Taxes	76,114.00	89,135.00

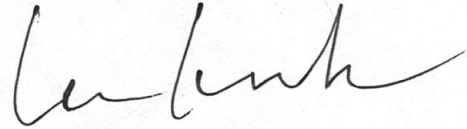


PARTICULARS	31st March 2021	31st March 2020
	Rs. P.	Rs. P.
Rent A/c	2,99,324.00	3,00,620.00
Research & Development Expenses	62,44,118.00	56,99,329.00
Seminar Expenses	17,49,573.70	3,78,947.00
Security Charges	11,08,515.00	28,53,851.00
Software Expenses	33,09,396.00	6,26,993.00
Sports Expenses	33,972.00	2,73,197.00
Staff Welfare	6,97,924.00	5,98,119.00
Student Welfare	15,250.00	-
Telephone Expenses	4,11,842.92	3,34,619.32
Training & Placement Expenses	1,31,24,341.00	84,56,496.00
Travelling & Conveyance	26,54,620.00	58,43,947.00
Web & Video Course Expenses	2,51,881.00	4,793.00
Workshp Expenses	16,163.00	2,33,170.00
	6,49,51,076.00	7,05,48,574.66

SCHEDULE NO : 18 EXAMINATION EXPENSES

Examination Exps.	56,53,057.40	2,32,843.00
	56,53,057.40	2,32,843.00


DIRECTOR


MANAGING DIRECTOR

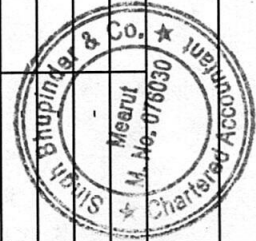


NOIDA INSTITUTE OF ENGINEERING & TECHNOLOGY, GREATER NOIDA

SCHEDULE 5

Schedule of Fixed Assets forming part of the Balance Sheet as at 31st March 2021

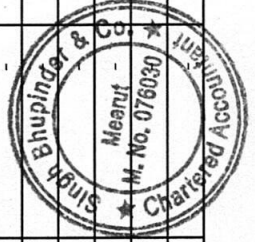
Name of Assets	Value as on 01-04-2020	Additions during the year	Sold / Adjustment during	Total Value As on 31.03.2021	Rate of Dep.	Depreciation for the year	WDV as on 31-03-2021
Air Conditioners	48,50,679.50	18,44,000.00	-	66,94,679.50	15%	10,04,202.00	56,90,477.50
Air Cooler	65,072.00	-	-	65,072.00	15%	9,761.00	55,311.00
Analyser	96,172.00	-	-	96,172.00	15%	14,426.00	81,746.00
Appratus & Equipments	7,22,503.30	-	-	7,22,503.30	15%	1,08,375.00	6,14,128.30
Aquaguard Water Filter	1,14,039.00	-	-	1,14,039.00	15%	17,106.00	96,933.00
Basket Ball Court	3,61,570.00	-	-	3,61,570.00	15%	54,236.00	3,07,334.00
Biotech Equipment	2,96,136.00	-	-	2,96,136.00	15%	44,420.00	2,51,716.00
B.Pharma Libarary A/c	7,32,763.75	-	-	7,32,763.75	15%	1,09,915.00	6,22,848.75
Black Board	5,95,428.00	-	-	5,95,428.00	15%	89,314.00	5,06,114.00
Bus	6,20,055.00	-	-	6,20,055.00	15%	93,008.00	5,27,047.00
BUS- EICHER	3,03,167.00	-	-	3,03,167.00	15%	45,475.00	2,57,692.00
Bus Eicher UP-16-AT-1305	4,75,189.00	-	-	4,75,189.00	15%	71,278.00	4,03,911.00
BUS- UP 16FT3818	16,09,412.00	-	-	16,09,412.00	15%	2,41,412.00	13,68,000.00
BUS- UP 16GT0120	12,28,040.00	-	-	12,28,040.00	15%	1,84,206.00	10,43,834.00
Bus UP-16-T-6959	4,43,861.00	-	-	4,43,861.00	15%	66,579.00	3,77,282.00
BUS- UP 16CT2091	4,80,961.00	-	-	4,80,961.00	15%	72,144.00	4,08,817.00
BUS-UP 16 CT2315	6,61,431.00	-	-	6,61,431.00	15%	99,215.00	5,62,216.00
C.C.T.CAMERA	9,01,863.00	6,85,000.00	-	15,86,863.00	15%	2,38,029.00	13,48,834.00
CANON DIGITAL SLR CAMERA	1,17,399.00	-	-	1,17,399.00	15%	17,610.00	99,789.00
Car	7,80,535.00	-	-	7,80,535.00	15%	1,17,080.00	6,63,455.00
CAR AMAZE-UP15BL5651	2,83,013.00	-	-	2,83,013.00	15%	42,452.00	2,40,561.00
Car Bolero UP.16.AE.7104	2,50,050.00	-	-	2,50,050.00	15%	37,508.00	2,12,542.00
Car Eco Up-16AK-0374	1,40,765.00	-	-	1,40,765.00	15%	21,115.00	1,19,650.00



Car Eco UP16AL-5491	1,45,542.00	-	-	1,45,542.00	15%	21,831.00	1,23,711.00
Car INNOVA UP-16AL-4345)	4,20,243.00	-	-	4,20,243.00	15%	63,036.00	3,57,207.00
Car INNOVA UP-16CC-2175)	17,63,381.00	-	-	17,63,381.00	15%	2,64,507.00	14,98,874.00
Car Mahindra XUV (UP-16-AJ-6584)	4,55,173.00	-	-	4,55,173.00	15%	68,276.00	3,86,897.00
Car Maruti Ecco UP.16.AE.7161	1,36,565.00	-	-	1,36,565.00	15%	20,485.00	1,16,080.00
CAR NEXON EV XM No .UP 16 CQ 21	-	14,34,341.00	-	14,34,341.00	15%	2,15,151.00	12,19,190.00
Car Sunny (Ak Singh)	3,22,713.00	-	2,41,210.00	-	15%	48,407.00	2,74,306.00
CAR-ERTIGA- UP 16A9217	2,41,210.00	-	-	14,11,257.00	15%	2,11,689.00	11,99,568.00
CAR INNOVA- UP15CN3000	14,11,257.00	-	-	-	15%	-	-
CAR-UP16AQ 3073	2,19,604.00	-	2,19,604.00	-	15%	-	-
CAR-MG Zs-UP16CM 7506	20,06,107.00	-	-	20,06,107.00	15%	3,00,916.00	17,05,191.00
CAR-NISSAN TERRENO-0677	5,77,376.00	-	-	5,77,376.00	15%	86,606.00	4,90,770.00
CAR SWIFT LDI- UP15 BZ6394	3,45,691.00	-	-	3,45,691.00	15%	51,854.00	2,93,837.00
Cash Counting Machine	6,434.00	-	-	6,434.00	15%	965.00	5,469.00
Chalk Board	98,240.00	-	-	98,240.00	15%	14,736.00	83,504.00
Chemistry Lab Equipment	15,13,758.85	-	-	15,13,758.85	15%	2,27,064.00	12,86,694.85
Civil Lab Equipment	5,26,078.00	-	-	5,26,078.00	15%	78,912.00	4,47,166.00
Cleaning Machine	97,599.00	-	-	97,599.00	15%	14,640.00	82,959.00
Computer Lab Equipment	1,46,25,864.24	1,34,01,006.48	33,310.00	2,79,93,560.72	30%	83,98,068.00	1,95,95,492.72
Cooler	86,701.00	-	-	86,701.00	15%	13,005.00	73,696.00
Cycle A/c	7,120.00	-	-	7,120.00	15%	1,068.00	6,052.00
Cyclo Style Machine	2,083.00	-	-	2,083.00	15%	312.00	1,771.00
Drawing Board	17,436.00	-	-	17,436.00	15%	2,615.00	14,821.00
Electrical Fittings	2,04,79,291.22	14,61,323.00	43,221.00	2,18,97,393.22	15%	32,84,609.00	1,86,12,784.22
Electronic & Communication Lab	11,38,640.30	30,70,508.00	-	42,09,148.30	15%	6,31,372.00	35,77,776.30
Electronics Lab Equipment	33,77,236.40	-	-	33,77,236.40	15%	5,06,585.00	28,70,651.40
Fax Machine	8,040.00	-	-	8,040.00	15%	1,206.00	6,834.00
Fire Fighting Equipment	14,31,236.00	-	-	14,31,236.00	15%	2,14,685.00	12,16,551.00
Flat -Tulip-34, Sec Pi, Gr, Noida	11,84,285.00	-	-	11,84,285.00	15%	1,77,643.00	10,06,642.00
Fluid Machnical Lab	32,057.00	-	-	32,057.00	15%	4,809.00	27,248.00
Fogging Machine	2,786.00	-	-	2,786.00	15%	418.00	2,368.00



Furniture and Fixtures	4,01,45,377.68	15,26,671.00	-	4,16,72,048.68	10%	41,67,205.00	3,75,04,843.68
Gas Cylinders	609.00	-	-	609.00	15%	91.00	518.00
Generator	19,16,649.00	16,75,600.00	-	35,92,249.00	15%	5,38,837.00	30,53,412.00
Grass Cutting Machine	25,453.00	-	-	25,453.00	15%	3,818.00	21,635.00
Gym Equipments	6,09,934.00	2,66,839.00	-	8,76,773.00	15%	1,31,516.00	7,45,257.00
Inverter A/c	3,26,380.00	1,02,200.00	-	4,28,580.00	15%	64,287.00	3,64,293.00
Lease Line Instrument	21,108.00	-	-	21,108.00	15%	3,166.00	17,942.00
Library Books	1,27,31,252.40	37,15,480.00	-	1,64,46,732.40	15%	24,67,010.00	1,39,79,722.40
Library Equipement	86,462.00	-	-	86,462.00	15%	12,969.00	73,493.00
Lift A/c	29,50,902.56	7,67,000.00	-	37,17,902.56	15%	5,57,685.00	31,60,217.56
Material Testing Lab	19,110.00	-	-	19,110.00	15%	2,867.00	16,243.00
Mattress	51,292.00	-	-	51,292.00	15%	7,694.00	43,598.00
Mechanical Lab Equipment	69,88,824.85	7,52,942.00	-	77,41,766.85	15%	11,61,265.00	65,80,501.85
Mercedez Lab	30,45,357.02	-	-	30,45,357.02	15%	4,56,804.00	25,88,553.02
Metrology Lab Equipment	52,594.00	-	-	52,594.00	15%	7,889.00	44,705.00
Micro Processor Lab	39,260.50	-	-	39,260.50	15%	5,889.00	33,371.50
Micro Wave Lab	84,741.00	-	-	84,741.00	15%	12,711.00	72,030.00
Microwave Oven	5,695.00	-	-	5,695.00	15%	854.00	4,841.00
Microscope	29,678.00	-	-	29,678.00	15%	4,452.00	25,226.00
Mobile Jammer	1,29,359.00	-	-	1,29,359.00	15%	19,404.00	1,09,955.00
Mobile Phone	5,40,624.00	1,50,100.00	-	6,90,724.00	15%	1,03,609.00	5,87,115.00
Musical Instrument	91,825.00	-	-	91,825.00	15%	13,774.00	78,051.00
Office Equipment	1,50,260.00	-	-	1,50,260.00	15%	22,539.00	1,27,721.00
Online UPS	11,62,492.00	2,52,464.00	-	14,14,956.00	15%	2,12,243.00	12,02,713.00
Oxygen Cylender	1,170.00	-	-	1,170.00	15%	176.00	994.00
Pathology Lab Equipment	2,56,461.00	-	-	2,56,461.00	15%	38,469.00	2,17,992.00
Smart Manufacturing Lab - PTC	1,38,12,964.19	-	-	1,38,12,964.19	15%	20,71,945.00	1,17,41,019.19
Pharma Lab Equipment	88,37,376.72	26,31,964.00	-	1,14,69,340.72	15%	17,20,401.00	97,48,939.72
Photocopier Machine	3,08,661.00	1,85,260.00	-	4,93,921.00	15%	74,088.00	4,19,833.00
Physics Lab Equipment	91,726.64	-	-	91,726.64	15%	13,759.00	77,967.64
Plotter -430hp	44,880.00	-	-	44,880.00	15%	6,732.00	38,148.00
Power Electric Lab Equipment	7,783.40	-	-	7,783.40	15%	1,168.00	6,615.40



Printer	1,92,707.00	1,20,424.00	-	3,13,131.00	15%	46,970.00	2,66,161.00
Refrigerator	1,15,853.00	73,285.00	-	1,89,138.00	15%	28,371.00	1,60,767.00
Scooter	11,832.00	-	-	11,832.00	15%	1,775.00	10,057.00
Security Equipments	44,880.00	-	-	44,880.00	15%	6,732.00	38,148.00
Sewage Treatment Plant	6,33,134.00	-	-	6,33,134.00	15%	94,970.00	5,38,164.00
Software	15,95,708.60	14,59,708.00	-	30,55,416.60	30%	9,16,625.00	21,38,791.60
Solar Power Plant	6,44,831.00	-	-	6,44,831.00	15%	96,725.00	5,48,106.00
Sound System	1,40,757.00	1,26,500.00	-	2,67,257.00	15%	40,089.00	2,27,168.00
Sports Equipment	1,98,752.00	2,01,200.00	-	3,99,952.00	15%	59,993.00	3,39,959.00
Submersible Pump	4,66,249.00	20,840.00	-	4,87,089.00	15%	73,063.00	4,14,026.00
Teaching Aid Equipment	86,841.00	-	-	86,841.00	15%	13,026.00	73,815.00
Telephone Instrument	34,871.00	-	-	34,871.00	15%	5,231.00	29,640.00
Television	5,84,672.00	2,82,500.00	-	8,67,172.00	15%	1,30,076.00	7,37,096.00
Transformer A/c	4,19,038.00	-	-	4,19,038.00	15%	62,856.00	3,56,182.00
Vacuum Cleaner	8,110.00	-	-	8,110.00	15%	1,217.00	6,893.00
Visitor Management Kiosk	1,74,411.00	-	-	1,74,411.00	15%	26,162.00	1,48,249.00
Ventilator A/c	2,20,878.00	-	-	2,20,878.00	15%	33,132.00	1,87,746.00
Water Cooler	6,12,200.00	-	-	6,12,200.00	15%	91,830.00	5,20,370.00
Water Filter (R.O.)	72,010.00	33,000.00	-	1,05,010.00	15%	15,752.00	89,258.00
Water Heater	9,640.00	94,110.00	-	1,03,750.00	15%	15,563.00	88,187.00
Water Tank	1,05,733.00	-	-	1,05,733.00	15%	15,860.00	89,873.00
Web Camera	-	43,932.00	-	43,932.00	15%	6,590.00	37,342.00
Workshop Tools & Equip.	2,58,045.52	-	-	2,58,045.52	15%	38,707.00	2,19,338.52
	17,00,07,268.64	3,63,78,197.48	5,37,345.00	20,58,48,121.12		3,34,50,967.00	17,23,97,154.12
Capital Work-in-Progress :							
Building under Construction	-	1,87,54,835.00	96,49,258.00	91,05,577.00			91,05,577.00
	17,00,07,268.64	5,51,33,032.48	1,01,86,603.00	21,49,53,698.12		3,34,50,967.00	18,15,02,731.12

[Handwritten Signature]

MANAGING DIRECTOR



[Handwritten Signature]
DIRECTOR